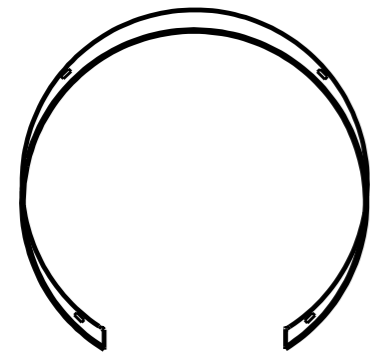
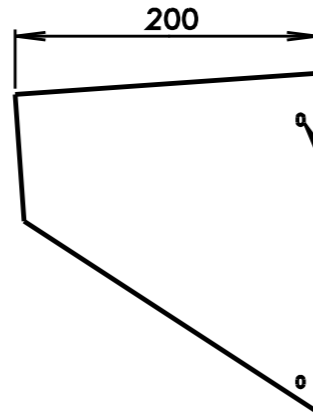


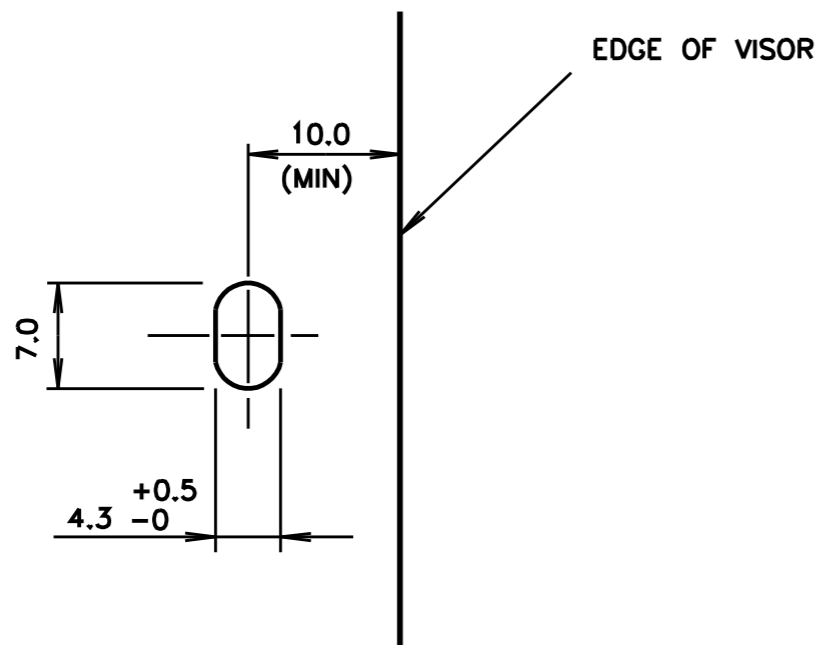
NOTES



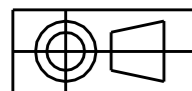
VISOR
SIDE VIEW
SCALE 1:5



REFER DETAIL A
4 OFF REQUIRED



DETAIL A
SLOT DETAIL
SCALE 2:1



ALL DIMENSIONS IN MILLIMETRES

1. MATERIAL: (a) UV STABILISED POLYPROPYLENE (FLAMMABILITY CAT. V-2) WITH A MAXIMUM THICKNESS OF 2mm (SEE NOTE 3).
OR (b) 1.2mm ALUMINIUM ALLOY (SEE NOTE 4).

2. FINISH: BLACK MATT.

THE VISOR IS TO BE DESIGNED TO HAVE A LIFE OF AT LEAST 10 YEARS EXPOSED TO WEATHER AND A POLLUTION ENVIRONMENT ASSOCIATED WITH HEAVY VEHICULAR TRAFFIC.

THE PRECISE DESCRIPTIONS AND QUANTITIES OF THE ADDITIVE MATERIALS USED IN THE POLYPROPYLENE BLEND FOR THE VISOR MUST BE DOCUMENTED. THE MATERIALS MUST BE PROCESSED TO MANUFACTURER'S GUIDELINES.

THE FULL SYSTEM OF MANUFACTURE TO BE DOCUMENTED ALONG WITH QUALITY CONTROL TESTS THAT DEMONSTRATE A CONTROLLED PROCESS.

TESTS SHALL BE CARRIED OUT AND DOCUMENTED TO DEMONSTRATE THE AGING CAPABILITY UNDER THE CONDITIONS SPECIFIED IN NOTE (2) AND THE ABSENCE OF MATERIAL STRESS IN THE FINISHED PRODUCT.

ANY VARIATION TO THE CONSTITUENT MATERIALS OR TESTS MUST HAVE PRIOR RTA APPROVAL.

4. SPECIAL REQUIREMENTS FOR ALUMINIUM VISORS:

THE VISOR MUST BE THOROUGHLY CLEANED, ETCHED, ALUMINIUM CHROMATED AND DRIED BEFORE THE APPLICATION OF A POLYESTER POWDER COATING OF 50µm MINIMUM THICKNESS.

THE FULL PROCESS OF SUCH A COATING IS SUBJECT TO RTA APPROVAL.

5. TOLERANCE OF ALL VISOR DIMENSIONS UNLESS INDICATED OTHERWISE:

- FOR DIMENSIONS UP TO AND INCLUDING 10: ± 0.5
- FOR DIMENSIONS OVER 10: ± 1
- ANGULAR TOLERANCE: $\pm 1^\circ$

6. MANUFACTURER'S IDENTIFICATION AND DATE OF SUPPLY SHALL BE MARKED INDELIBLY, CLEARLY AND WEATHER RESISTANT.

7. REFER TO SPECIFICATION VL/11 FOR OTHER REQUIREMENTS FOR THE VISOR.

8. FIVE FASTENERS SHALL BE SUPPLIED WITH EACH VISOR, AND SECURELY ATTACHED SO THAT THEY DO NOT BECOME DISLODGED DURING TRANSPORTATION OR STORAGE.

I ISSUE 04-07-90
JI TC1028 PLAN
REDRAWN. BWT
JPG
J ISSUE 29-06-95
JI TC2340 NOTES
2, 3 & 5 ADDED.
RVC TY
K ISSUE 20.12.07
IN NOTE 2, FINISH
WAS SEMI-GLOSS.
FLAMMABILITY
LEVEL 2 ADDED
TO NOTE 1a.
MC IH BWT

REFERENCE PLANS	
SIGNAL LENS	VM207-19
ARROW SYMBOL	VM208-27
TARGET BOARD	VM206-14 & VM206-15
RTA SUPPLY CAT NO 7002 3814	

ROADS AND TRAFFIC AUTHORITY OF NSW
TRAFFIC SIGNALS

OPEN VISOR TYPE A
FOR Ø200 SIGNAL LANTERN

SCALE AS SHOWN	
Supersedes:	ISSUE 1
Drawn	JPG 1990-07-04
Checked	IH
Passed	BT 1990-07-04

Approved: 1990-07-05	
F HULSCHER MANAGER EQUIPMENT & STDS	
ISSUE	<input checked="" type="checkbox"/> K
VM208-31	