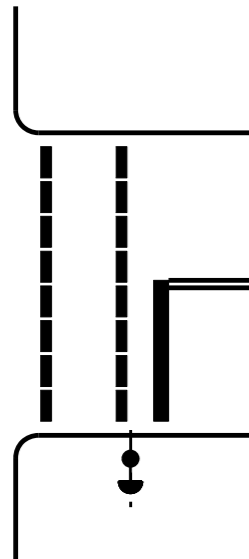
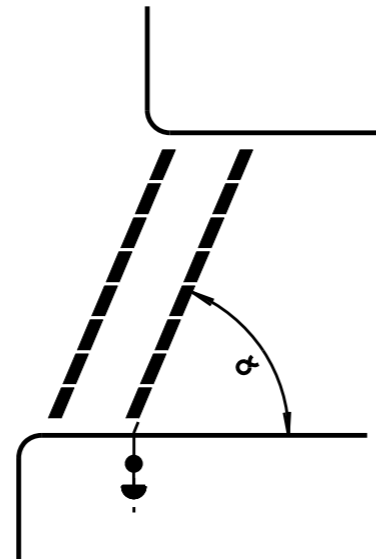


PB1 & 2

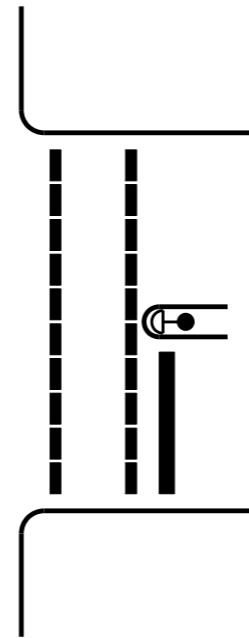
PB3



a) CROSSING AT RIGHT ANGLE TO KERB AT PUSH BUTTON

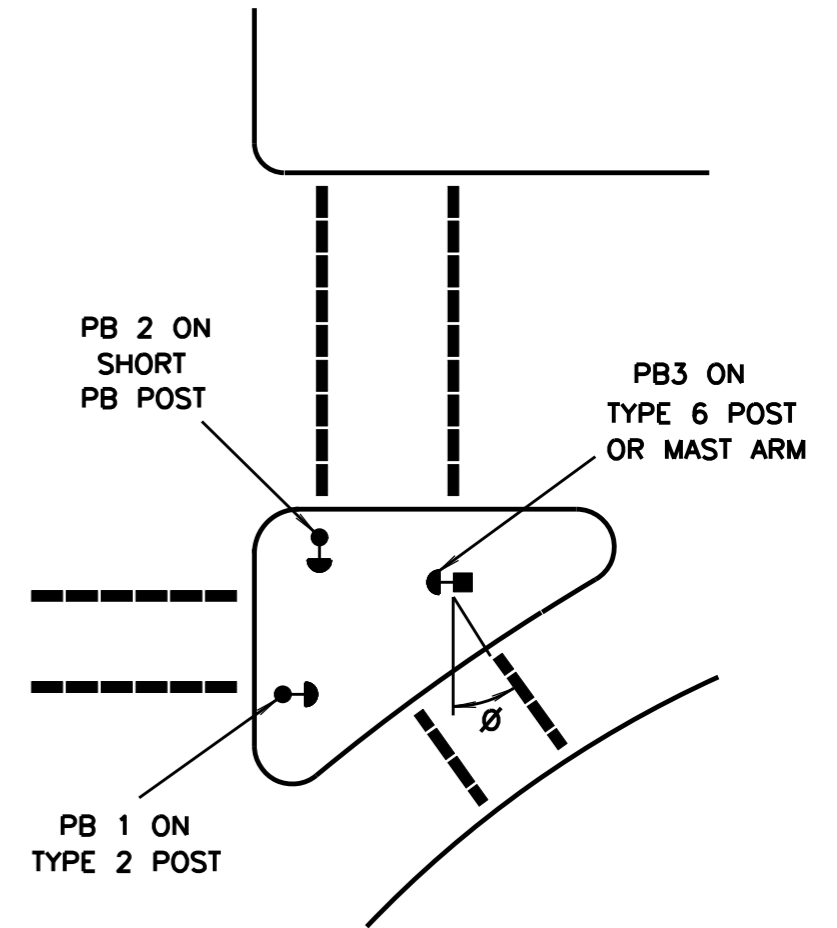


b) SKEWED CROSSING



c) PUSH BUTTON ON MEDIAN (NOT FOR STAGED CROSSINGS)

AUDIO-TACTILE PUSH BUTTONS ARE NOT TO BE USED IN THIS SITUATION



PB 2 ON SHORT PB POST

PB3 ON TYPE 6 POST OR MAST ARM

PB 1 ON TYPE 2 POST

d) PUSH BUTTONS ON A SMALL ISLAND

B ISSUE 14-12-99
 J/1 TC2350 PLAN
 REDRAWN, IN CONFIG
 'd' 2 PB'S WERE ON
 ONE POST. NOTE
 CLARIFIED IN
 CONFIG 'c'.
 RVC/IH BWT
 C: ISSUE, 2-11-2010
 PEDESTRIAN CROSSING
 LINES WERE UNBROKEN,
 AK. B.W.T.

REFERENCE DRAWINGS	
PUSH-BUTTON ASS'Y	VM041-31
PUSH-BUTTON DISC	VM041-32

ROADS AND TRAFFIC AUTHORITY OF NSW
 TRAFFIC SIGNALS

**ORIENTATION OF PEDESTRIAN
 PUSH-BUTTON ARROW DISCS**

SCALE	
SUPERSEDES:	ISSUE A
DRAWN	LP 28-9-84
CHECKED	BWT
PASSED	BWT 03-10-84

APPROVED: 4-10-1984	
FR HULSCHER	
MANAGER STDS & QUALITY	
ISSUE	<input checked="" type="checkbox"/> C
VD001-7	